


# MOBILE PRINTING IS HERE!

Print from any device



Here's how to get started:

1

Scan the code to download the app.



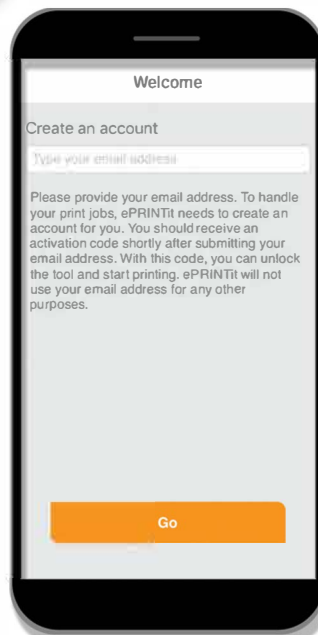
Download on the  
App Store



GET IT ON  
Google Play

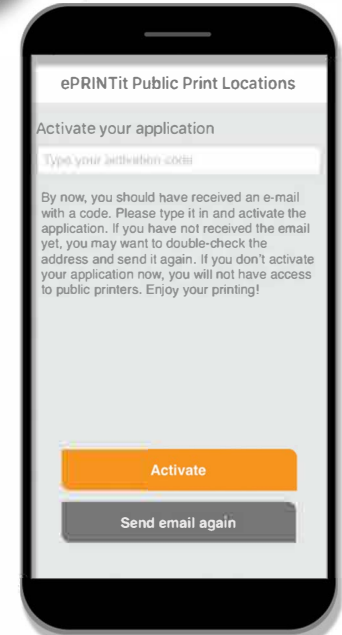
2

Enter your email address.



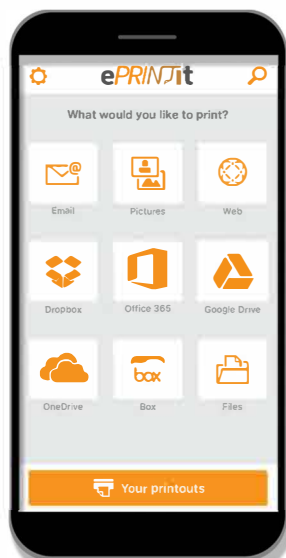
3

Enter the activation code emailed to you.



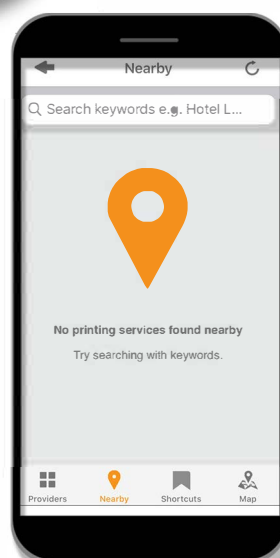
4

Choose from several options to print. Options may require authorization to access your files.



5

After you have selected the file for printing, enter the location of your village or city's library by choosing the **nearby** option.



*iPhone  
Screen*



*Android  
Screen*

If you're printing from a laptop or home PC, please go to <https://tbs.eprintit.com/portal/#/ppl/upload/OCO> to submit your print jobs.